

HANDY GUIDE TO ADD ANICC CALENDAR TO iPhone or iPad.



The following step-by-step instructions should help you get your chosen ANICC calendar into your iPhone or iPad calendar.


First thing to do is choose the calendar you want to add from the ANICC website. You can add all the events, or just those from one Club, or just those from one discipline e.g. Targa Rallies.

At the bottom of the list of events, click on the iCal icon, and copy the url which is displayed. To get the






ANICC




The ANICC role has been to harmonise and assemble the dates, to promote the Northern Ireland Championships, to liaise with our own and other Governing bodies of the sport and with Government departments, Sports Councils, the Lottery Fund and other sources of grant aid. In effect the ANICC is here to provide assistance and guidance to all our clubs and competitors in promoting our sport.

 ANICC on Facebook  ANICC on Twitter



RECENT AND UPCOMING EVENTS

Date	Discipline	Club	Event	Articles
Fri 3 Nov 2017	Navigation	UAC	Firecracker Rally	
Sat 4 Nov 2017	Autotest	MGCC	MGCC AutoSOLO	
Sat 4 Nov 2017	Stage Rally	MDMC	Sunset Rally	 
Sat 4 Nov 2017	Trial	FWDCNI	November Trial	
Sat 4 Nov 2017	Trial	NILRC	Drumaness SAE/RTV	
Sat 4 Nov 2017	Sporting Trial	STCC	Wightman's Grs Sporting Trial	
Sat 11 Nov 2017	Targa Rally	BDMC	Autumn Lanes Rally	
Sat 11 Nov 2017	Stage Rally	OMC	OMC Rally Time Trial	
Sat 18 Nov 2017	Trial	FWDCNI	November RTV	
Sa			Herron's Sporting Trial	

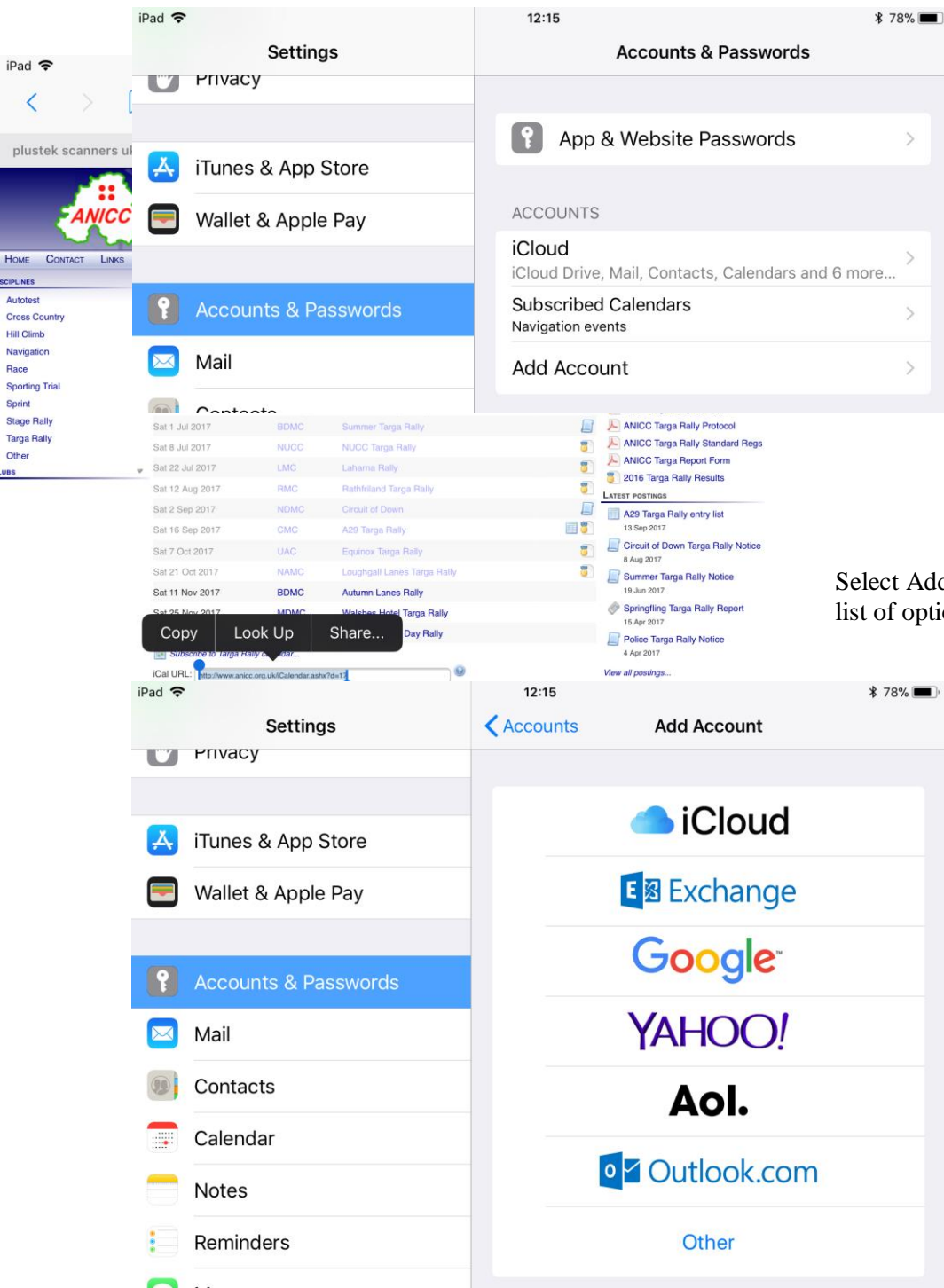
  

iCal URL:

[View full calendar...](#)

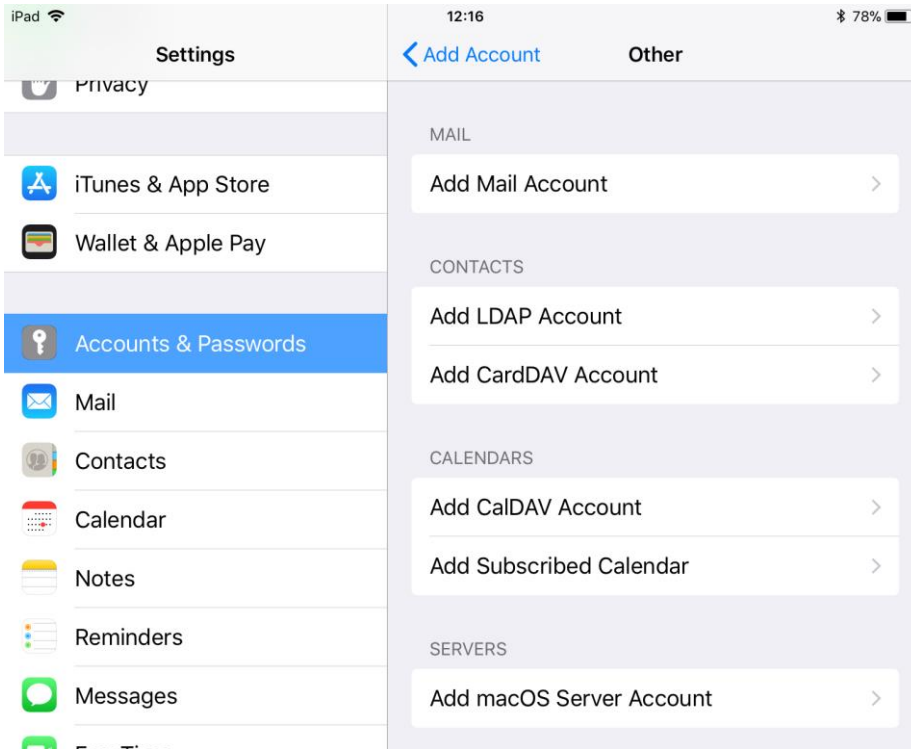
Copy option, “press and hold” on the thing you want to copy.

Next, go to the “Settings” section of your iPad or iPhone and look for Accounts & Passwords. Here you want to select Add Account.

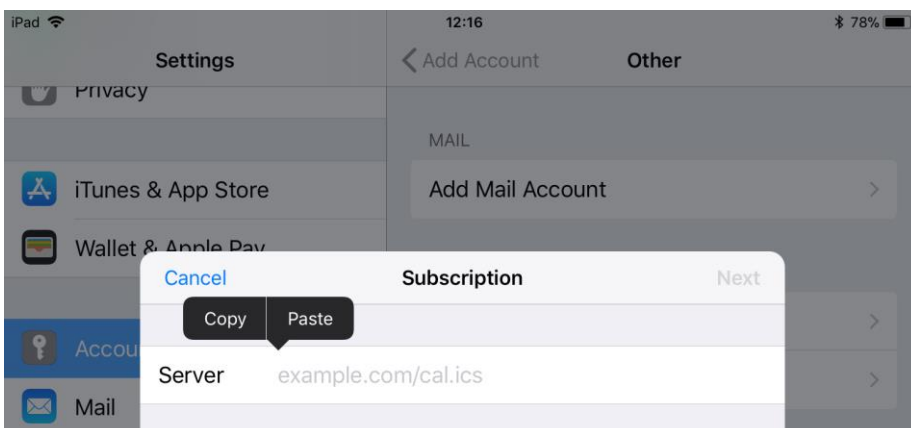


Select Add Account and you should get a list of options as shown below. Click on Other.

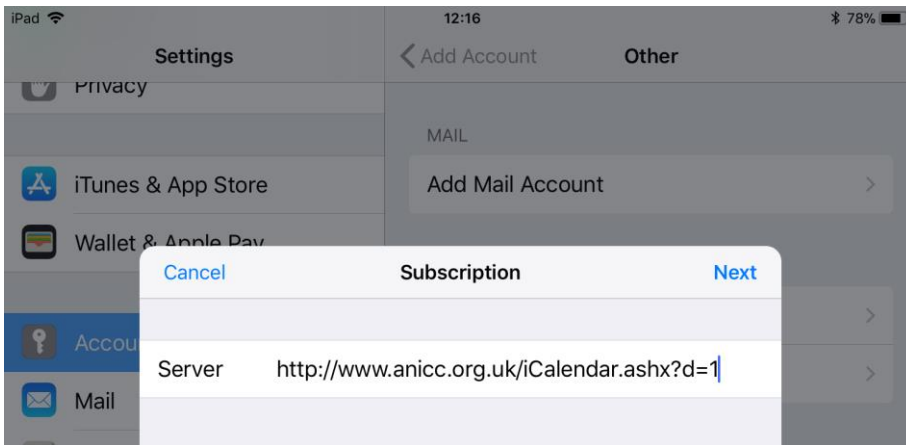
Now you select Add Subscribed Calendar.



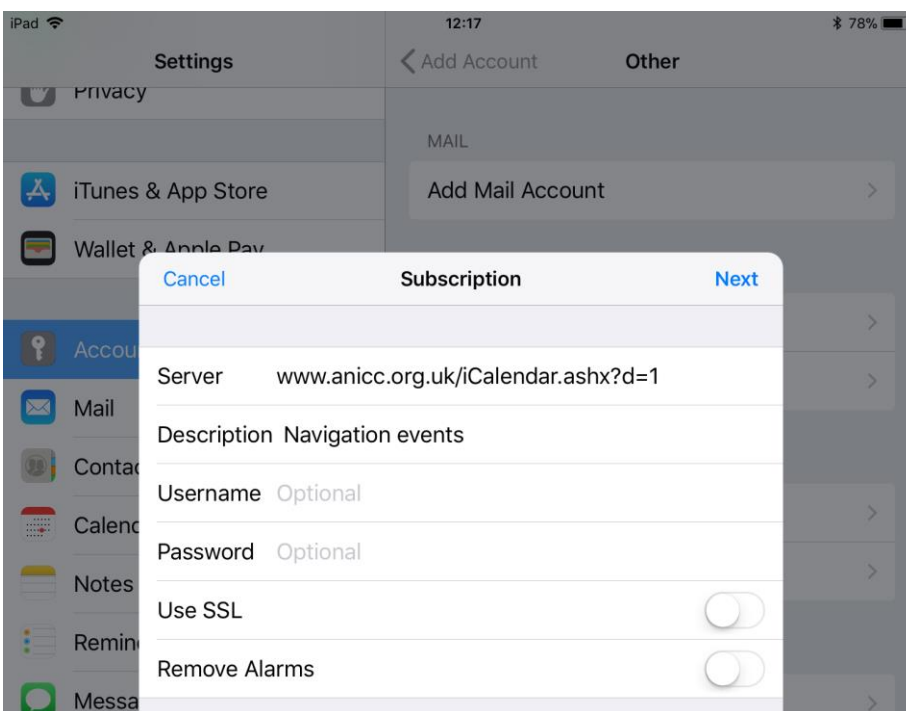
On the next screen you paste the URL you copied from the ANICC Website. “Press and hold” the URL window and the option to copy or paste will appear. Select Paste.



The URL should appear in the box.



Once you click on Next, a confirmation will be displayed that the calendar has been added.



Now you can go back to your iPhone or iPad Calendar and see that the Calendar and the Events have been added right through 2018.