





Coleraine & District Motor Club Ltd

27 August 2016

Comp No	Competitor	TOTAL	Class Position	Run 1	Run 2	Run 3	SUB	Run 4	Run 5	Run 6	SUB	Run 7	Run 8	Run 9	SUB	Run 10	Run 11	Run 12	TOTAL
A 2	Steven Ferguson	769.6	1	62.6	68.2	64.2	195.0	61.0	66.7	63.9	386.6	61.2	66.9	62.4	577.1	61.1	66.9	64.5	769.6
A 1	Peter Grimes	777.7	2	63.3	69.0	63.5	195.8	61.5	68.0	65.7	391.0	61.7	67.9	63.5	584.1	61.5	67.8	64.3	777.7
A 6	Paul Mooney	784.8	3	60.5	66.6	62.1	189.2	60.2	67.0	63.9	400.3	64.6	66.3	64.6	595.8	60.1	66.7	62.2	784.8
A 4	Chris Grimes	815.6	4	64.8	70.8	66.6	202.2	64.3	71.8	67.0	405.3	67.3	72.3	67.5	612.4	64.5	71.4	67.3	815.6
A 3	Guy Foster	764.4	5	64.9	70.4	64.8	200.1	63.4	74.6	74.0	412.1	63.5	69.1	65.9	610.6	68.2	75.6	10.0	764.4
A 7	James Wilson	849.1	6	71.8	72.5	71.0	215.3	64.1	72.4	65.9	417.7	81.2	72.0	74.7	645.6	64.5	73.9	65.1	849.1
B 2	Ashley Lamont	775.7	1	63.1	69.1	64.0	196.2	60.8	68.5	63.7	389.2	59.6	68.3	63.3	580.4	63.5	68.1	63.7	775.7
B 1	Paul Blair	781.7	2	65.0	67.9	63.6	196.5	61.5	67.4	68.2	393.6	61.2	69.3	63.1	587.2	62.0	69.2	63.3	781.7
B 10	Gareth Dillon	819.3	3	64.4	73.1	66.4	203.9	75.0	71.3	65.2	415.4	64.0	71.5	67.9	618.8	63.5	70.5	66.5	819.3
B 4	Paul Lowther	868.5	4	68.2	76.7	71.0	215.9	66.1	75.6	73.3	430.9	69.6	76.6	74.3	651.4	64.7	76.4	76.0	868.5
C 1	Robin Lyons	771.5	1	62.4	67.2	63.0	192.6	61.3	66.9	65.3	386.1	60.6	66.2	62.8	575.7	60.7	71.3	63.8	771.5
D 3	David Thompson	788.0	1	63.1	71.0	65.4	199.5	62.2	70.2	65.3	397.2	62.0	69.8	63.8	592.8	60.8	69.8	64.6	788.0
D 2	Mark King	811.1	2	68.7	75.7	65.1	209.5	63.2	75.4	64.9	413.0	61.4	71.4	65.0	610.8	62.9	72.6	64.8	811.1
D 5	Jamie McMillan	849.9	3	72.8	81.0	67.3	231.1	65.2	74.9	67.0	438.2	65.9	74.2	66.2	644.5	65.9	72.0	67.5	849.9
D 4	Andrew Blair	890.6	4	65.6	76.4	74.0	216.0	65.5	81.0	71.1	433.6	67.2	77.8	80.6	659.2	80.2	79.4	71.8	890.6
D 7	Richard Allen	920.3	5	73.9	83.9	75.1	232.9	73.2	78.4	73.3	457.8	70.5	78.0	84.1	690.4	70.3	88.3	71.3	920.3





-  1 Penalty
-  2 Penalties
-  3 Penalties
-  Fail



Coleraine & District Motor Club Ltd

27 August 2016

Comp No	Competitor	TOTAL	Overall Position	Run 1	Run 2	Run 3	SUB	Run 4	Run 5	Run 6	SUB	Run 7	Run 8	Run 9	SUB	Run 10	Run 11	Run 12	TOTAL
A 2	Steven Ferguson	769.6	1	62.6	68.2	64.2	195.0	61.0	66.7	63.9	386.6	61.2	66.9	62.4	577.1	61.1	66.9	64.5	769.6
C 1	Robin Lyons	771.5	2	62.4	67.2	63.0	192.6	61.3	66.9	65.3	386.1	60.6	66.2	62.8	575.7	60.7	71.3	63.8	771.5
B 2	Ashley Lamont	775.7	3	63.1	69.1	64.0	196.2	60.8	68.5	63.7	389.2	59.6	68.3	63.3	580.4	63.5	68.1	63.7	775.7
A 1	Peter Grimes	777.7	4	63.3	69.0	63.5	195.8	61.5	68.0	65.7	391.0	61.7	67.9	63.5	584.1	61.5	67.8	64.3	777.7
B 1	Paul Blair	781.7	5	65.0	67.9	63.6	196.5	61.5	67.4	68.2	393.6	61.2	69.3	63.1	587.2	62.0	69.2	63.3	781.7
A 6	Paul Mooney	784.8	6	60.5	66.6	62.1	189.2	60.2	67.0	63.9	400.3	64.6	66.3	64.6	595.8	60.1	66.7	62.2	784.8
D 3	David Thompson	788.0	7	63.1	71.0	65.4	199.5	62.2	70.2	65.3	397.2	62.0	69.8	63.8	592.8	60.8	69.8	64.6	788.0
D 2	Mark King	811.1	8	68.7	75.7	65.1	209.5	63.2	75.4	64.9	413.0	61.4	71.4	65.0	610.8	62.9	72.6	64.8	811.1
A 4	Chris Grimes	815.6	9	64.8	70.8	66.6	202.2	64.3	71.8	67.0	405.3	67.3	72.3	67.5	612.4	64.5	71.4	67.3	815.6
B 10	Gareth Dillon	819.3	10	64.4	73.1	66.4	203.9	75.0	71.3	65.2	415.4	64.0	71.5	67.9	618.8	63.5	70.5	66.5	819.3
A 3	Guy Foster	823.3	11	64.9	70.4	64.8	200.1	63.4	74.6	74.0	412.1	63.5	69.1	65.9	610.6	68.2	75.6	68.9	823.3
A 7	James Wilson	849.1	12	71.8	72.5	71.0	215.3	64.1	72.4	65.9	417.7	67.2	72.0	74.7	645.6	64.5	73.9	65.1	849.1
D 5	Jamie McMillan	849.9	13	72.8	91.0	67.3	231.1	65.2	74.9	67.0	438.2	65.9	74.2	66.2	644.5	65.9	72.0	67.5	849.9
B 4	Paul Lowther	868.5	14	68.2	76.7	71.0	215.9	66.1	75.6	73.3	430.9	69.6	76.6	74.3	651.4	64.7	76.4	76.0	868.5
D 4	Andrew Blair	890.6	15	65.6	76.4	74.0	216.0	65.5	81.0	71.1	433.6	67.2	77.8	80.6	659.2	80.2	79.4	71.8	890.6
D 7	Richard Allen	920.3	16	73.9	83.9	75.1	232.9	73.2	78.4	73.3	457.8	70.5	78.0	84.1	690.4	70.3	88.3	71.3	920.3

-  1 Penalty
-  2 Penalties
-  3 Penalties
-  Fail



SPONSOR OF THE 2016 NI AUTOTEST CHAMPIONSHIP
SAM BOWDEN
 GARAGE SERVICES