




M G Car Club

2 April 2016

Comp No	Competitor	TOTAL	Class Position	Run 1	Run 2	Run 3	SUB	Run 4	Run 5	Run 6	SUB	Run 7	Run 8	Run 9	SUB	Run 10	Run 11	Run 12	TOTAL
A 6	Paul Mooney	765.1	1	68.5	74.2	51.4	194.1	68.3	69.2	53.8	385.4	69.8	67.8	55.9	578.9	66.2	65.1	54.9	765.1
A 1	Peter Grimes	785.1	2	69.6	67.6	52.6	189.8	79.6	69.7	55.6	394.7	71.2	70.8	54.6	591.3	67.5	68.1	58.2	785.1
A 10	Sam Bowden	797.6	3	66.1	67.0	52.3	185.4	77.2	71.3	54.2	388.1	70.4	68.0	58.0	584.5	71.3	66.9	74.9	797.6
A 3	Guy Foster	807.6	4	72.1	69.7	59.6	201.4	76.5	71.4	56.4	405.7	73.7	72.0	55.6	607.0	69.2	69.5	61.9	807.6
A 4	Chris Grimes	821.6	5	73.9	70.5	56.6	201.0	77.7	72.3	57.5	408.5	73.2	71.9	56.9	610.5	69.8	85.1	56.2	821.6
A 9	James Wilson	834.7	6	86.1	72.1	56.7	214.9	72.5	73.6	56.9	417.9	80.6	73.9	57.8	630.2	73.2	75.2	56.1	834.7
B 2	Ashley Lamont	762.9	1	63.8	69.3	52.9	186.0	68.6	67.5	54.2	376.3	66.7	74.3	56.4	573.7	66.8	68.4	54.0	762.9
B 1	Paul Blair	797.1	2	64.8	73.4	52.8	191.0	70.3	68.7	55.1	385.1	74.1	70.3	76.4	605.9	66.0	71.5	53.7	797.1
B 6	Trevor Ferguson	843.8	3	70.3	73.4	57.1	200.8	73.9	78.6	68.3	421.6	73.3	78.0	60.5	633.4	70.8	81.1	58.5	843.8
B 10	Gareth Dillon	869.4	4	83.6	74.4	58.7	216.9	88.6	75.4	59.4	440.3	75.3	81.6	61.6	658.8	74.9	76.1	59.6	869.4
B 3	Tom Devaney	878.6	5	71.8	77.7	59.6	209.1	75.8	76.8	60.9	422.6	80.7	88.9	62.8	655.0	81.6	80.4	61.6	878.6
B 4	Paul Lowther	944.1	6	78.8	82.9	64.2	225.9	84.1	87.5	67.8	465.3	81.0	88.9	66.8	702.0	83.7	88.4	70.0	944.1
C 1	Robin Lyons	776.1	1	68.0	69.9	53.2	191.1	68.1	71.8	54.4	385.4	72.4	70.9	55.5	584.2	68.8	68.8	54.3	776.1
C 2	Norman Ferguson	857.0	2	76.3	72.7	59.3	208.3	77.7	74.2	63.0	423.2	76.4	74.7	62.8	637.1	74.3	73.9	71.7	857.0
C 5 SE	James Mansfield	981.7	3	84.3	89.9	65.8	240.0	88.1	91.8	74.4	494.3	85.4	90.9	71.2	741.8	83.8	88.8	67.3	981.7
D 2	Mark King	786.2	1	66.6	68.8	55.4	190.8	69.3	71.3	55.0	386.4	71.8	70.3	57.7	586.2	70.3	71.2	58.5	786.2
D 3	David Thompson	795.2	2	67.7	69.8	55.3	192.8	71.7	73.7	56.3	394.5	72.1	71.1	63.4	601.1	69.2	70.0	54.9	795.2
D 5	Jamie McMillan	824.7	3	75.0	77.0	64.3	216.3	73.5	73.9	57.5	421.2	72.9	70.3	60.7	625.1	71.5	71.0	57.1	824.7
D 4	Andrew Blair	869.6	4	70.3	71.1	57.7	199.1	76.3	89.5	61.7	426.6	71.9	73.0	62.4	633.9	89.2	83.7	62.8	869.6
D 6	George McMillan	897.4	5	83.4	74.2	68.6	226.2	89.8	77.0	61.4	453.9	76.8	75.1	67.4	673.2	81.9	75.3	67.0	897.4

 1 Penalty
 2 Penalties
 3 Penalties
 Fail







SPONSOR OF THE 2016 NI AUTOTEST CHAMPIONSHIP
SAM BOWDEN
 GARAGE SERVICE

M G Car Club

2 April 2016

Comp No	Competitor	TOTAL	Overall Position	Run 1	Run 2	Run 3	SUB	Run 4	Run 5	Run 6	SUB	Run 7	Run 8	Run 9	SUB	Run 10	Run 11	Run 12	TOTAL
B 2	Ashley Lamont	762.9	1	63.8	69.3	52.9	186.0	68.6	67.5	54.2	376.3	66.7	74.3	56.4	573.7	66.8	68.4	54.0	762.9
A 6	Paul Mooney	765.1	2	68.5	74.2	51.4	194.1	68.3	69.2	53.8	385.4	69.8	67.8	55.9	578.9	66.2	65.1	54.9	765.1
C 1	Robin Lyons	776.1	3	68.0	69.9	53.2	191.1	68.1	71.8	54.4	385.4	72.4	70.9	55.5	584.2	68.8	68.8	54.3	776.1
A 1	Peter Grimes	785.1	4	69.6	67.6	52.6	189.8	79.6	69.7	55.6	394.7	71.2	70.8	54.6	591.3	67.5	68.1	58.2	785.1
D 2	Mark King	786.2	5	66.6	68.8	55.4	190.8	69.3	71.3	55.0	386.4	71.8	70.3	57.7	586.2	70.3	71.2	58.5	786.2
D 3	David Thompson	795.2	6	67.7	69.8	55.3	192.8	71.7	73.7	56.3	394.5	72.1	71.1	63.4	601.1	69.2	70.0	54.9	795.2
B 1	Paul Blair	797.1	7	64.8	73.4	52.8	191.0	70.3	68.7	55.1	385.1	74.1	70.3	76.4	605.9	66.0	71.5	53.7	797.1
A 10	Sam Bowden	797.6	8	66.1	67.0	52.3	185.4	77.2	71.3	54.2	388.1	70.4	68.0	58.0	584.5	71.3	66.9	74.8	797.6
A 3	Guy Foster	807.6	9	72.1	69.7	59.6	201.4	76.5	71.4	56.4	405.7	73.7	72.0	55.6	607.0	69.2	69.5	61.9	807.6
A 4	Chris Grimes	821.6	10	73.9	70.5	56.6	201.0	77.7	72.3	57.5	408.5	73.2	71.9	56.9	610.5	69.8	85.1	56.2	821.6
D 5	Jamie McMillan	824.7	11	75.0	77.0	64.3	216.3	73.5	73.9	57.5	421.2	72.9	70.3	60.7	625.1	71.5	71.0	57.1	824.7
A 9	James Wilson	834.7	12	69.1	72.1	56.7	214.9	72.5	73.6	56.9	417.9	80.6	73.9	57.8	630.2	73.2	75.2	56.1	834.7
B 6	Trevor Ferguson	843.8	13	70.3	73.4	57.1	200.8	73.9	78.6	68.3	421.6	73.3	78.0	60.5	633.4	70.8	81.1	58.5	843.8
C 2	Norman Ferguson	857.0	14	76.3	72.7	59.3	208.3	77.7	74.2	63.0	423.2	76.4	74.7	62.8	637.1	74.3	73.9	71.7	857.0
B 10	Gareth Dillon	869.4	15	63.9	74.4	58.7	216.9	69.6	75.4	59.4	440.3	75.3	81.6	61.6	658.8	74.9	76.1	59.6	869.4
D 4	Andrew Blair	869.6	16	70.3	71.1	57.7	199.1	76.3	89.5	61.7	426.6	71.9	73.0	62.4	633.9	89.2	83.7	62.8	869.6
B 3	Tom Devaney	878.6	17	71.8	77.7	59.6	209.1	75.8	76.8	60.9	422.6	80.7	88.9	62.8	655.0	81.6	80.4	61.6	878.6
D 6	George McMillan	897.4	18	82.4	74.2	68.6	226.2	69.3	77.0	61.4	453.9	76.8	75.1	67.4	673.2	81.9	75.3	67.0	897.4
B 4	Paul Lowther	944.1	19	78.8	82.9	64.2	225.9	84.1	87.5	67.8	465.3	81.0	88.9	66.8	702.0	83.7	88.4	70.0	944.1
C 5 SE	James Mansfield	981.7	20	84.3	89.9	65.8	240.0	88.1	91.8	74.4	494.3	85.4	90.9	71.2	741.8	83.8	88.8	67.3	981.7

 1 Penalty
 2 Penalties
 3 Penalties
 Fail



SPONSOR OF THE 2016 NI AUTOTEST CHAMPIONSHIP
SAM BOWDEN
 GARAGE SERVICE