

M G Car Club

23 March 2019

Comp No	Competitor	TOTAL	Class Position	Run 1	Run 2	Run 3	SUB	Run 4	Run 5	Run 6	SUB	Run 7	Run 8	Run 9	SUB	Run 10	Run 11	Run 12	TOTAL
A2	STEVEN FERGUSON	749.6	1	78.8	59.5	51.6	189.9	77.0	56.8	50.6	374.3	75.8	58.3	50.8	559.2	81.1	58.3	51.0	749.6
A6	ROBIN LYONS	767.1	2	79.5	56.9	52.6	189.0	78.7	76.6	52.1	396.6	77.5	56.7	50.4	581.2	78.2	56.9	50.8	767.1
A3	PETER GRIMES	768.3	3	78.5	61.3	52.6	192.4	84.7	59.2	52.3	388.6	78.3	59.2	51.6	577.7	80.1	58.5	52.0	768.3
A4	JAMES WILSON	779.6	4	83.4	59.1	51.7	194.2	78.7	59.4	52.0	384.3	86.8	63.3	52.2	586.6	82.1	58.7	52.2	779.6
A5	CHRIS GRIMES	797.9	5	82.2	65.2	55.1	202.5	81.2	64.4	53.8	401.9	81.7	62.4	53.5	599.5	82.6	62.5	53.3	797.9
A7	JEREMY TOMALIN	880.6	6	93.5	68.8	67.3	229.6	95.2	72.3	60.4	457.5	85.7	62.5	65.9	671.6	86.7	63.8	58.5	880.6
A8	PAUL PHELAN	918.2	7	92.0	72.0	63.3	227.3	94.5	72.4	54.7	448.9	94.0	70.0	70.4	683.3	93.4	79.3	62.2	918.2
A9	JAMES MANSFIELD	D N F		98.5			98.5				98.5				98.5				D N F
B1	ASHLEY LAMONT	733.9	1	75.9	56.7	51.3	183.9	76.3	56.5	51.4	368.1	76.0	56.1	51.0	551.2	75.1	55.4	52.2	733.9
B3	PAUL LOWTHER	830.5	2	88.9	66.3	56.7	211.9	83.8	63.4	54.0	413.1	84.2	63.1	56.5	616.9	82.4	75.4	55.8	830.5
C4	SAM BOWDEN	797.5	1	107.4	59.5	54.2	221.1	79.1	60.1	54.2	414.5	78.6	60.0	52.3	605.4	78.2	60.3	53.6	797.5
C3	JONNI MCDAID	828.4	2	88.0	72.6	54.7	215.3	83.4	65.2	61.4	425.3	87.9	62.9	53.7	629.8	84.0	61.0	53.6	828.4
C6	RICHARD EARNEY	885.7	3	98.9	69.9	60.1	228.9	90.6	70.9	58.2	448.6	89.7	69.2	59.2	666.7	90.2	69.2	59.6	885.7
C2	NORMAN FERGUSON	889.9	4	87.4	71.3	62.4	221.1	86.0	74.0	57.6	438.7	93.3	66.6	72.3	670.9	91.0	70.0	58.0	889.9
C5	ANDREW EARNEY	921.4	5	102.2	70.7	62.1	235.0	92.3	70.5	72.1	469.9	91.4	68.3	61.6	691.2	96.7	72.9	60.6	921.4
D1	DAVID THOMPSON	746.7	1	78.7	59.9	52.4	191.0	76.3	57.6	50.8	375.7	76.6	58.0	50.4	560.7	76.5	59.0	50.5	746.7
D2	MARK KING	815.8	2	91.3	60.8	53.2	205.3	86.9	60.8	51.4	404.4	81.0	79.0	52.3	615.7	89.2	59.7	51.2	815.8
D6	ANDREW BLAIR	846.6	3	95.7	67.8	55.2	221.7	93.7	67.3	54.2	436.9	83.5	61.5	56.7	638.6	84.2	63.0	60.8	846.6
D3	GEORGE MCMILLAN	875.9	4	93.9	66.9	56.8	217.6	96.3	77.0	55.6	446.5	88.8	68.2	55.5	659.0	86.8	70.5	59.6	875.9

- 1 Penalty
- 2 Penalties
- 3 Penalties
- Fail



M G Car Club

23 March 2019





Comp No	Competitor	TOTAL	Overall Position	Run 1	Run 2	Run 3	SUB	Run 4	Run 5	Run 6	SUB	Run 7	Run 8	Run 9	SUB	Run 10	Run 11	Run 12	TOTAL
B1	ASHLEY LAMONT	733.9	1	75.9	56.7	51.3	183.9	76.3	56.5	51.4	368.1	76.0	56.1	51.0	551.2	75.1	55.4	52.2	733.9
D1	DAVID THOMPSON	746.7	2	78.7	59.9	52.4	191.0	76.3	57.6	50.8	375.7	76.6	58.0	50.4	560.7	76.5	59.0	50.5	746.7
A2	STEVEN FERGUSON	749.6	3	78.8	59.5	51.6	189.9	77.0	56.8	50.6	374.3	75.8	58.3	50.8	559.2	81.1	58.3	51.0	749.6
A6	ROBIN LYONS	767.1	4	79.5	56.9	52.6	189.0	78.7	76.6	52.1	396.6	77.5	56.7	50.4	581.2	78.2	56.9	50.8	767.1
A3	PETER GRIMES	768.3	5	78.5	61.3	52.6	192.4	84.7	59.2	52.3	388.6	78.3	59.2	51.6	577.7	80.1	58.5	52.0	768.3
A4	JAMES WILSON	779.6	6	83.4	59.1	51.7	194.2	78.7	59.4	52.0	384.3	86.8	63.3	52.2	586.6	82.1	58.7	52.2	779.6
C4	SAM BOWDEN	797.5	7	101.4	59.5	54.2	221.1	79.1	60.1	54.2	414.5	78.6	60.0	52.3	605.4	78.2	60.3	53.6	797.5
A5	CHRIS GRIMES	797.9	8	82.2	65.2	55.1	202.5	81.2	64.4	53.8	401.9	81.7	62.4	53.5	599.5	82.6	62.5	53.3	797.9
D2	MARK KING	815.8	9	91.3	60.8	53.2	205.3	86.9	60.8	51.4	404.4	81.0	78.0	52.3	615.7	89.2	59.7	51.2	815.8
C3	JONNI MCDAID	828.4	10	88.0	72.6	54.7	215.3	83.4	65.2	61.4	425.3	87.9	62.9	53.7	629.8	84.0	61.0	53.6	828.4
B3	PAUL LOWTHER	830.5	11	88.9	66.3	56.7	211.9	83.8	63.4	54.0	413.1	84.2	63.1	56.5	616.9	82.4	76.4	55.8	830.5
D6	ANDREW BLAIR	846.6	12	98.7	67.8	55.2	221.7	93.7	67.3	54.2	436.9	83.5	61.5	56.7	638.6	84.2	63.0	60.8	846.6
D3	GEORGE MCMILLAN	875.9	13	93.9	66.9	56.8	217.6	96.3	77.0	55.6	446.5	88.8	68.2	55.5	659.0	86.8	70.5	59.6	875.9
A7	JEREMY TOMALIN	880.6	14	93.5	68.8	67.3	229.6	95.2	72.3	60.4	457.5	85.7	62.5	65.9	671.6	86.7	63.8	58.5	880.6
C6	RICHARD EARNEY	885.7	15	98.9	69.9	60.1	228.9	90.6	70.9	58.2	448.6	89.7	69.2	59.2	666.7	90.2	69.2	59.6	885.7
C2	NORMAN FERGUSON	889.9	16	87.4	71.3	62.4	221.1	86.0	74.0	57.6	438.7	93.3	66.6	72.3	670.9	91.0	70.0	58.0	889.9
A8	PAUL PHELAN	918.2	17	92.0	72.0	63.3	227.3	94.5	72.4	54.7	448.9	94.0	70.0	70.4	683.3	93.4	79.3	62.2	918.2
C5	ANDREW EARNEY	921.4	18	102.2	70.7	62.1	235.0	92.3	70.5	72.1	469.9	91.4	68.3	61.6	691.2	96.7	72.9	60.6	921.4
A9	JAMES MANSFIELD	D N F		95.5			98.5				98.5				98.5				D N F

- 1 Penalty
- 2 Penalties
- 3 Penalties
- Fail



ANICC Autotest Clubman Challenge

Comp No	Competitor	TOTAL	Class Position	Run 1	Run 2	Run 3	SUB	Run 5	Run 5	Run 6	SUB	Run 7	Run 8	Run 9	TOTAL
A2	JACK GILLIS	481.9	1	64.7	51.4	45.2	161.3	64.3	51.6	45.5	322.7	63.4	51.8	44.0	481.9
A1	GARY CAMPBELL	515.5	2	71.4	52.5	44.7	168.6	66.5	71.9	45.4	352.1	68.5	51.0	43.9	515.5
A7	IAN MCCANN	559.9	3	71.1	61.2	54.3	186.6	84.3	55.5	46.3	372.7	80.3	53.5	53.2	559.9
A6	GEOFFREY HODGETT	560.9	4	84.7	71.4	46.6	202.7	71.9	55.2	47.0	376.8	83.2	53.6	47.3	560.9
B1	GORDON BUCKLEY	511.4	1	66.8	52.5	45.9	165.2	71.1	51.6	51.1	339.0	73.0	52.1	47.3	511.4
B2	ROGER GORDON	649.1	2	96.8	53.4	52.1	192.3	91.1	82.2	71.1	416.7	93.0	72.1	67.3	649.1
C2	JIMMY DOUGAN	514.7	1	67.6	55.3	46.0	168.9	72.1	55.7	46.6	343.3	65.8	60.0	45.6	514.7
C1	BEN COLHOUN	529.8	2	77.2	55.7	46.5	179.4	76.9	54.9	45.4	356.6	68.7	58.9	45.6	529.8
C4	AARON ANNETT	596.6	3	86.7	59.2	54.6	200.5	84.4	70.6	49.8	405.3	76.1	57.6	57.6	596.6
C3	ADAM HILDITCH	D N F		83.2	75.6	52.4	211.2	85.4			296.6				D N F
D8	MARK FRANCIS	528.7	1	65.0	55.5	49.9	170.4	78.9	56.0	47.5	350.8	75.3	55.0	47.6	528.7
D2	GARETH DILLON	565.1	2	82.7	60.6	47.5	190.8	96.1	53.7	47.7	388.9	72.1	55.5	48.6	565.1
D7	JAY COLVILLE	573.8	3	79.4	57.8	59.1	196.3	80.3	61.9	50.3	388.8	73.6	63.2	48.2	573.8
D4	FERGUS MALLON	588.0	4	88.6	58.1	55.4	202.1	76.7	66.8	50.9	396.5	80.8	60.1	50.6	588.0
D9	ROBERT ROBINSON	605.0	5	82.7	56.9	55.3	194.9	82.7	73.1	51.9	403.2	89.6	57.4	54.8	605.0
D6	MARK BRIEN	605.7	6	95.0	57.3	56.5	198.8	96.7	56.8	54.9	407.2	92.1	57.7	48.7	605.7
D5	RALPH EWING	640.7	7	84.6	70.0	62.4	217.0	96.7	58.9	51.6	424.2	89.7	68.4	58.4	640.7
D1	DEREK HARRISON	643.6	8	87.7	71.3	59.2	218.2	86.4	62.8	53.8	421.2	92.1	62.7	67.6	643.6

 1 Penalty
 2 Penalties
 3 Penalties
 Fail

ANICC Autotest Advanced Challenge

Comp No	Competitor	TOTAL	Class Position	Run 1	Run 2	Run 3	SUB	Run 4	Run 5	Run 6	SUB	Run 7	Run 8	Run 9	TOTAL
B1	MICHAEL WORKMAN	501.2	1	73.3	52.1	45.1	170.5	70.0	50.9	44.8	336.2	70.5	50.0	44.5	501.2
D1	COLIN HAZELTON	565.9	1	77.8	60.5	53.9	192.2	76.2	58.3	50.7	377.4	79.2	59.1	50.2	565.9



ANICC Autotest Clubman Challenge

Comp No	Competitor	TOTAL	Overall Position	Run 1	Run 2	Run 3	SUB	Run 5	Run 5	Run 6	SUB	Run 7	Run 8	Run 9	TOTAL
A2	JACK GILLIS	481.9	1	64.7	51.4	45.2	161.3	64.3	51.6	45.5	322.7	63.4	51.8	44.0	481.9
B1	GORDON BUCKLEY	511.4	2	66.8	52.5	45.9	165.2	71.1	51.6	51.1	339.0	73.0	52.1	47.3	511.4
C2	JIMMY DOUGAN	514.7	3	67.6	55.3	46.0	168.9	72.1	55.7	46.6	343.3	65.8	60.0	45.6	514.7
A1	GARY CAMPBELL	515.5	4	71.4	52.5	44.7	168.6	66.5	71.6	45.4	352.1	68.5	51.0	43.9	515.5
D8	MARK FRANCIS	528.7	5	65.0	55.5	49.9	170.4	76.9	56.0	47.5	350.8	75.3	55.0	47.6	528.7
C1	BEN COLHOUN	529.8	6	77.2	55.7	46.5	179.4	76.9	54.9	45.4	356.6	68.7	58.9	45.6	529.8
A7	IAN MCCANN	559.9	7	71.1	61.2	54.3	186.6	84.5	55.5	46.3	372.7	80.5	53.5	53.2	559.9
A6	GEOFFREY HODGETT	560.9	8	84.7	71.4	46.6	202.7	71.9	55.2	47.0	376.8	83.2	53.6	47.3	560.9
D2	GARETH DILLON	565.1	9	82.7	60.6	47.5	190.8	96.7	53.7	47.7	388.9	72.1	55.5	48.6	565.1
D7	JAY COLVILLE	573.8	10	79.4	57.8	59.1	196.3	80.3	61.9	50.3	388.8	73.6	63.2	48.2	573.8
D4	FERGUS MALLON	588.0	11	88.6	58.1	55.4	202.1	76.7	66.8	50.9	396.5	80.8	60.1	50.6	588.0
C4	AARON ANNETT	596.6	12	86.7	59.2	54.6	200.5	84.4	70.6	49.8	405.3	76.1	57.6	57.6	596.6
D9	ROBERT ROBINSON	605.0	13	82.7	56.9	55.3	194.9	82.7	73.1	51.9	403.2	89.6	57.4	54.8	605.0
D6	MARK BRIEN	605.7	14	95.0	57.3	56.5	198.8	96.7	56.8	54.9	407.2	92.1	57.7	48.7	605.7
D5	RALPH EWING	640.7	15	84.6	70.0	62.4	217.0	96.7	58.9	51.6	424.2	89.7	68.4	58.4	640.7
D1	DEREK HARRISON	643.6	16	87.7	71.3	59.2	218.2	86.4	62.8	53.8	421.2	92.1	62.7	67.6	643.6
B2	ROGER GORDON	649.1	17	86.8	53.4	52.1	192.3	91.1	62.2	71.1	416.7	93.0	72.1	67.3	649.1
C3	ADAM HILDITCH	D N F		83.2	75.6	52.4	211.2	85.4			296.6				D N F

1 Penalty

2 Penalties

3 Penalties

Fail

ANICC Autotest Advanced Challenge

Comp No	Competitor	TOTAL	Overall Position	Run 1	Run 2	Run 3	SUB	Run 4	Run 5	Run 6	SUB	Run 7	Run 8	Run 9	TOTAL
B1	MICHAEL WORKMAN	501.2	1	73.3	52.1	45.1	170.5	70.0	50.9	44.8	336.2	70.5	50.0	44.5	501.2
D1	COLIN HAZELTON	565.9	2	77.8	60.5	53.9	192.2	76.2	58.3	50.7	377.4	79.2	59.1	50.2	565.9

